

## Hook Type Toggle Clamps

Steel / Stainless Steel with Safety Hook, for Pulling Action

### SPECIFICATION

#### Types

- Type **T**: with draw axle, with catch
- Type **TF**: without draw axle, without catch
- Type **TG**: with draw axle, with catch, with oval head latch bolt
- Type **TT**: with draw axle, with catch, with T-head latch bolt
- Type **TU**: with draw axle, with catch, with J-hook latch bolt

Steel

Case-hardened steel C10  
Stainless Steel  
zinc plated, blue passivated

Draw hook  
Steel St 37  
zinc plated, blue passivated

Stainless Steel **NI**  
AISI 304

All moving parts  
lubricated with special grease

Hand grip  
High quality, oil resistant red plastic



### INFORMATION

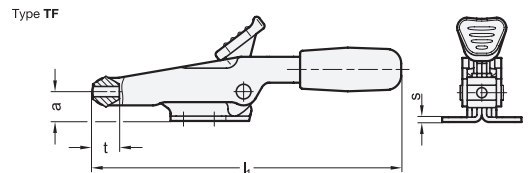
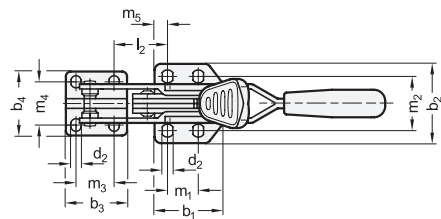
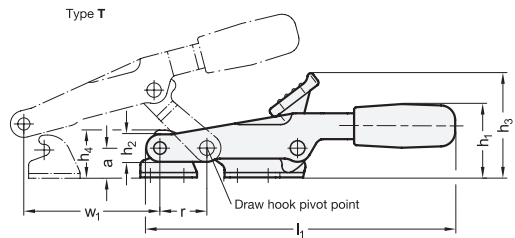
GN 850.2 toggle clamps have a safety function whereby, during closing, a spring loaded safety hook latch ensures a secure locking connection. It prevents the inadvertent unlocking of the clamp due to vibrations or an accidental attempt of loosening / opening of the clamp. To open and release the clamp, pull up on the finger grip to disengage the safety hook latch mechanism (one hand operation).

They are especially suited for rapid closing and fastening of lids, flaps and molds.

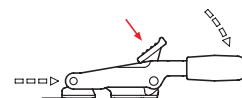
During clamping, the pivoting movement of the clamping lever is transformed into an axial movement of the tension axis / tension hook and ensures form-fitting retention.

Toggle clamps of type T are equipped with a tension axis firmly attached to the clamping arm. Type TF can be used for specific applications by attaching individual latch bolts. Latch bolts for latch-type toggle clamps of Types TG, TT and TU can be adjusted along the adjustment dimension  $w_2$ .

- General information for toggle clamps (see page 1560)

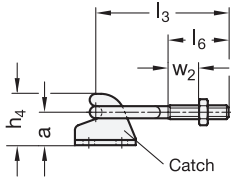


Operating principle

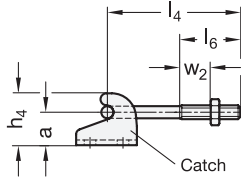




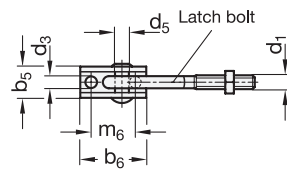
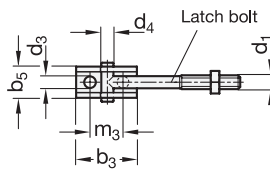
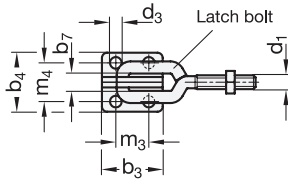
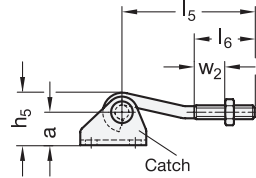
Type TG  
Oval head latch bolt



Type TT  
T-head latch bolt



Type TU  
J-hook latch bolt



GN 850.2-NI

STAINLESS STEEL

Description	Size	FH in N	a	b1	b2	b3	b4	b5	b6	b7	d1	d2	d3	d4	d5	h1≈	h2	h3	h4	h5	l1≈	l2≈	l3≈	l4≈	l5≈	l6	m1	m2	m3	m4	m5	m6	r≈	s	t	W1 Stroke	W2 ≈	W3	
GN 850.2-500-T-NI	500 5000	19 50	49	35	34	-	-	-	-	-	6.5	-	-	45	17	65	30	-	197	33	-	-	-	-	-	19	33.5	19	22.3	8	-	35	3	-	83	-	441		
GN 850.2-500-TF-NI	500 5000	19 50	49	-	-	-	-	-	-	-	M 8	6.5	-	45	17	65	30	-	197	-	-	-	-	-	-	-	19	33.5	-	-	8	-	-	3	16	-	413		
GN 850.2-500-TG-NI	500 5000	19 50	49	35	34	-	-	-	-	-	M 8	6.5	7	8	45	17	65	30	-	197	-	76.5	-	-	-	34	19	33.5	19	22.3	8	-	-	3	16	-	8	490	
GN 850.2-500-TT-NI	500 5000	19 50	49	35	-	18	-	10	M 8	6.5	6.7	-	-	45	17	65	30	-	197	-	-	76.5	-	-	-	34	19	33.5	19	-	8	-	-	3	16	-	8	595	
GN 850.2-500-TU-NI	500 5000	19 50	49	-	-	18	38	-	M 8	6.5	6.7	-	-	45	17	65	-	28	197	-	-	-	-	-	-	76.5	34	19	33.5	19	-	8	25.4	-	3	16	-	8	592
GN 850.2-1000-T-NI	1000 10000	28 61	63	50	41	-	-	-	-	-	8.5	-	-	56	20	74	40.5	-	242	34	-	-	-	-	-	32	45	31	25.4	8	-	45	4	-	110	-	834		
GN 850.2-1000-TF-NI	1000 10000	28 61	63	-	-	-	-	-	-	-	M 10	8.5	-	56	20	74	-	242	-	-	-	-	-	-	-	-	32	45	-	-	8	-	-	4	19	-	-	719	
GN 850.2-1000-TG-NI	1000 10000	28 61	63	50	41	-	-	-	-	-	M 10	8.5	9	10	56	20	74	40.5	-	242	-	95.5	-	-	-	42	32	45	31	25.4	8	-	-	4	19	-	12	898	
GN 850.2-1000-TT-NI	1000 10000	28 61	63	50	-	26	-	11	M 10	8.5	8.5	-	-	56	20	74	40.5	-	242	-	-	93	-	-	-	42	32	45	31	-	8	-	-	4	19	-	12	915	
GN 850.2-1000-TU-NI	1000 10000	28 61	63	-	-	26	50	-	M 10	8.5	8.5	-	-	56	20	74	-	39	242	-	-	-	-	-	-	93	42	32	45	31	-	8	31	-	4	19	-	12	901

GN 850.2

Description	Size	FH in N	a	b1	b2	b3	b4	b5	b6	b7	d1	d2	d3	d4	d5	h1≈	h2	h3	h4	h5	l1≈	l2≈	l3≈	l4≈	l5≈	l6	m1	m2	m3	m4	m5	m6	r≈	s	t	W1 Stroke	W2 ≈	W3	
GN 850.2-500-T	500 5000	19 50	49	35	34	-	-	-	-	-	6.5	-	-	45	17	65	30	-	197	33	-	-	-	-	-	-	19	33.5	19	22.3	8	-	35	3	-	83	-	441	
GN 850.2-500-TF	500 5000	19 50	49	-	-	-	-	-	-	-	M 8	6.5	-	45	17	65	30	-	197	-	-	-	-	-	-	-	19	33.5	-	-	8	-	-	3	16	-	413		
GN 850.2-500-TG	500 5000	19 50	49	35	34	-	-	-	-	-	M 8	6.5	7	8	45	17	65	30	-	197	-	76.5	-	-	-	34	19	33.5	19	22.3	8	-	-	3	16	-	8	503	
GN 850.2-500-TT	500 5000	19 50	49	35	-	18	-	10	M 8	6.5	6.7	-	-	45	17	65	30	-	197	-	-	76.5	-	-	-	34	19	33.5	19	-	8	-	-	3	16	-	8	484	
GN 850.2-500-TU	500 5000	19 50	49	-	-	18	38	-	M 8	6.5	6.7	-	-	45	17	65	-	28	197	-	-	-	-	-	-	76.5	34	19	33.5	19	-	8	25.4	-	3	16	-	8	499
GN 850.2-1000-T	1000 10000	28 61	63	50	41	-	-	-	-	-	8.5	-	-	56	20	74	40.5	-	242	34	-	-	-	-	-	32	45	31	25.4	8	-	45	4	-	110	-	834		
GN 850.2-1000-TF	1000 10000	28 61	63	-	-	-	-	-	-	-	M 10	8.5	-	56	20	74	-	242	-	-	-	-	-	-	-	-	32	45	-	-	8	-	-	4	19	-	-	719	
GN 850.2-1000-TG	1000 10000	28 61	63	50	41	-	-	-	-	-	M 10	8.5	9	10	56	20	74	40.5	-	242	-	95.5	-	-	-	42	32	45	31	25.4	8	-	-	4	19	-	12	805	
GN 850.2-1000-TT	1000 10000	28 61	63	50	-	26	-	11	M 10	8.5	8.5	-	-	56	20	74	40.5	-	242	-	-	93	-	-	-	42	32	45	31	-	8	-	-	4	19	-	12	809	
GN 850.2-1000-TU	1000 10000	28 61	63	-	-	26	50	-	M 10	8.5	8.5	-	-	56	20	74	-	39	242	-	-	-	-	-	-	93	42	32	45	31	-	8	31	-	4	19	-	12	790